ipad mini2No Power ON

Fault Description: The peers changed the screen and accidentally powered 15v, and the board was short-circuited.

1, maintenance test power up Ov slowly add voltage, add 1.5v current to 2A, remove VCC protection tube, measured B positive short circuit

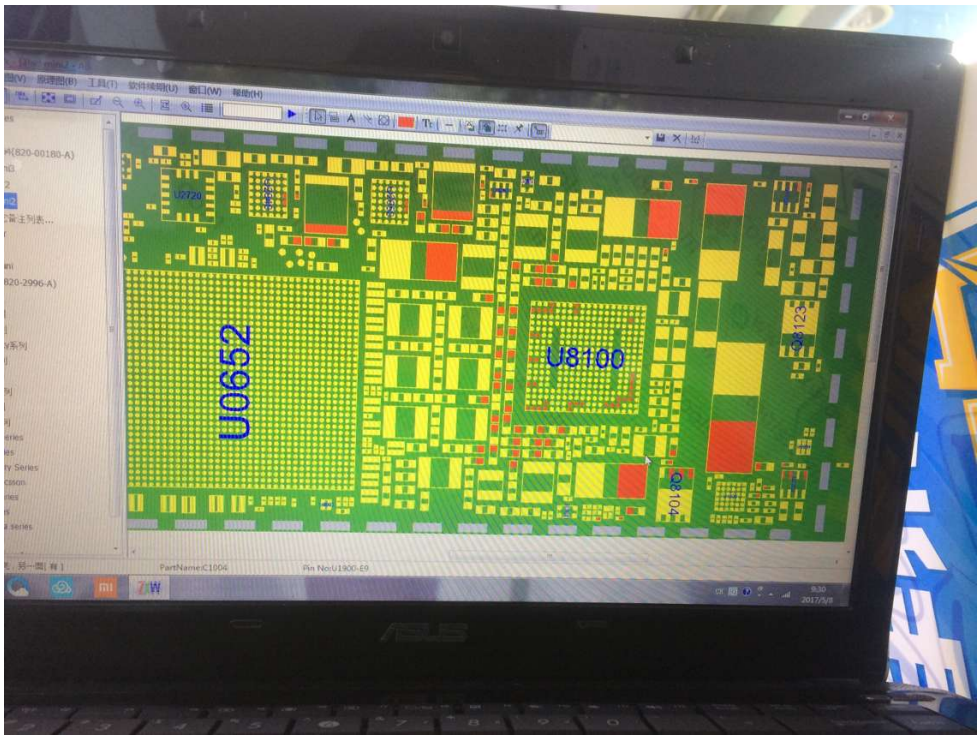

2, remove the power supply ic, B positive voltage is still short circuit, with incense, burn



Because the B positive voltage involves too many ic and capacitors, it is impossible to burn which component is damaged. Touching the sensing temperature by hand, the temperature of the back of the large codec is higher than other locations.



3, take off the big codec, and then measure the b positive circuit, found that the short circuit fault is removed, the big codec VCC point has obvious burnout marks!



4, replace the power supply ic, boot test failure



5, ipad mini2 power up 15v main VCC short circuit repair completed

Yi Lihua

Feiteng Communication, Yuehua Avenue, Yunxi District, Yueyang City, Hunan Province

QQ：784804541

Phone: 15675085038



苹果小易（oppo...

湖南 岳阳



扫一扫上面的二维码图案，加我微信